

Vinyl-Covered Ultimate Toddler Bib

Use QR code for
FREE video tutorial:



Finished size:

18" (across shoulders) × 14" (shoulder to bottom of pocket)

shown in

Wee Safari

by  NORTHCOTT
Customize what you love with

KITS available at
[ShabbyFabrics.com](https://www.ShabbyFabrics.com)
while supplies last



REQUIRED MATERIALS

- Heat N Bond Iron-On Vinyl - Gloss Finish 17in × 2yds
- 1 Fat Quarter for **bib front**
- 1 Fat Quarter for **bib back**
- 1 Fat Quarter for **pocket**
- 3 yards extra-wide double-fold bias tape

ADD VINYL TO FABRICS

STEP 1: Pre-wash bib fabrics (except bias tape). Dry completely. Press well.

STEP 2: Refer to Ultimate Toddler Bib diagram.

Cut vinyl to be slightly larger than diagram shapes: (2) for bib, (1) for pocket.

STEP 3: Peel paper back about 2-3" along short side of vinyl.

STEP 4: Place exposed portion of vinyl on right side of corresponding bib fabric, starting at selvage, being sure to keep vinyl aligned with fabric.

STEP 5: Begin slowly pulling paper away from you. Keep your other hand on the vinyl, smoothing it on the fabric as you go.

STEP 6: Refer to directions on vinyl packaging to fuse vinyl to fabric. **IMPORTANT:** Use a pressing cloth to protect vinyl!

STEP 7: Repeat steps 3-6 to fuse vinyl to bib front, bib back, and bib pocket.

MAKE BIB

Follow instructions for Ultimate Toddler Bib, using vinyl-covered fabric for bib front, bib back, and pocket.

Refer to directions on vinyl packaging to care for your finished product.

Ultimate Toddler Bib

Printed pattern, with **step-by-step photo instructions** and **full-size diagram**, available at [ShabbyFabrics.com](https://www.ShabbyFabrics.com)

page 1 of 8

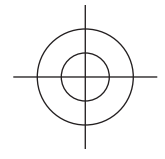
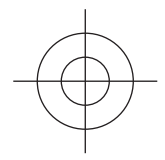
Ultimate Toddler Bib

ShabbyFabrics.com

© 2017, 2024 Jennifer Bosworth

For personal use ONLY, not for commercial production.
No part of this pattern may be reproduced, shared, or distributed in any form unless given express written consent by Shabby Fabrics. Not to be used with any online classes or video tutorials other than the official Shabby Fabrics tutorial. All designs, photographs, and images are protected by federal copyright law. All rights reserved.

Printed pattern,
with step-by-step
photo instructions
and full-size diagram,
available at
ShabbyFabrics.com



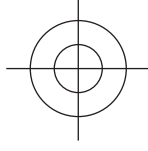
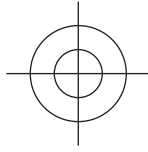
Ultimate Toddler Bib

Printed pattern,
with **step-by-step**
photo instructions
and **full-size diagram**,
available at
shabbyfabrics.com

[ShabbyFabrics.com](https://shabbyfabrics.com)

© 2017, 2024 Jennifer Bosworth

For personal use ONLY, not for commercial production.
No part of this pattern may be reproduced, shared, or
distributed in any form unless given express written consent
by Shabby Fabrics. Not to be used with any online classes
or video tutorials other than the official Shabby Fabrics
tutorial. All designs, photographs, and images are protected
by federal copyright law. All rights reserved.



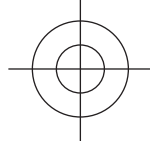
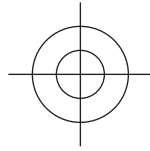
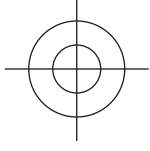
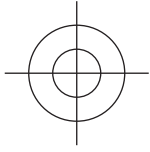
Ultimate Toddler Bib

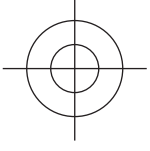
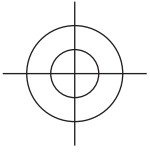
Bib

ShabbyFabrics.com

© 2017, 2024 Jennifer Bosworth

For personal use ONLY, not for commercial production. No part of this pattern may be reproduced, shared, or distributed in any form unless given express written consent by Shabby Fabrics. Not to be used with any online classes or video tutorials other than the official Shabby Fabrics tutorial. All designs, photographs, and images are protected by federal copyright law. All rights reserved.

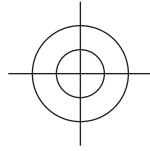
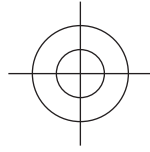




page 4 of 8

Bib

Ultimate Toddler Bib



ShabbyFabrics.com

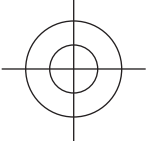
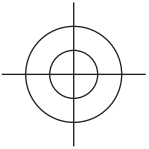
© 2017, 2024 Jennifer Bosworth

For personal use ONLY, not for commercial production.
No part of this pattern may be reproduced, shared, or distributed in any form unless given express written consent by Shabby Fabrics. Not to be used with any online classes or video tutorials other than the official Shabby Fabrics tutorial. All designs, photographs, and images are protected by federal copyright law. All rights reserved.

ShabbyFabrics.com

© 2017, 2024 Jennifer Bosworth

For personal use ONLY, not for commercial production. No part of this pattern may be reproduced, shared, or distributed in any form unless given express written consent by Shabby Fabrics. Not to be used with any online classes or video tutorials other than the official Shabby Fabrics tutorial. All designs, photographs, and images are protected by federal copyright law. All rights reserved.



Ultimate Toddler Bib

Follow along with the
ULTIMATE TODDLER BIB
tutorial on our YouTube channel:

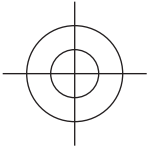
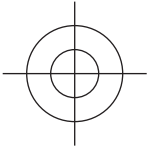


[YouTube.com/ShabbyFabrics](https://www.youtube.com/ShabbyFabrics)

ShabbyFabrics.com

© 2017, 2024 Jennifer Bosworth

For personal use ONLY, not for commercial production.
No part of this pattern may be reproduced, shared, or
distributed in any form unless given express written consent
by Shabby Fabrics. Not to be used with any online classes
or video tutorials other than the official Shabby Fabrics
tutorial. All designs, photographs, and images are protected
by federal copyright law. All rights reserved.

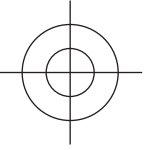


Follow along with the
ULTIMATE TODDLER BIB
tutorial on our YouTube channel:



[YouTube.com/ShabbyFabrics](https://www.youtube.com/ShabbyFabrics)

Ultimate Toddler Bib



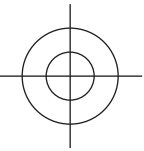
Pocket

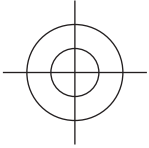
Ultimate Toddler Bib

ShabbyFabrics.com

© 2017, 2024 Jennifer Bosworth

For personal use ONLY, not for commercial production.
No part of this pattern may be reproduced, shared, or
distributed in any form unless given express written consent
by Shabby Fabrics. Not to be used with any online classes
or video tutorials other than the official Shabby Fabrics
tutorial. All designs, photographs, and images are protected
by federal copyright law. All rights reserved.





Ultimate Toddler Bib

ShabbyFabrics.com

© 2017, 2024 Jennifer Bosworth

For personal use ONLY, not for commercial production.
No part of this pattern may be reproduced, shared, or distributed in any form unless given express written consent by Shabby Fabrics. Not to be used with any online classes or video tutorials other than the official Shabby Fabrics tutorial. All designs, photographs, and images are protected by federal copyright law. All rights reserved.

